



US00D501901S

(12) **United States Design Patent**  
**Yu**

(10) **Patent No.:** **US D501,901 S**

(45) **Date of Patent:** **\*\* Feb. 15, 2005**

(54) **PAINTBALL**

(75) **Inventor:** **Care Yu, Taipei (TW)**

(73) **Assignee:** **Careyu Corporation, Taipei (TW)**

(\*\*) **Term:** **14 Years**

(21) **Appl. No.:** **29/190,083**

(22) **Filed:** **Sep. 16, 2003**

(51) **LOC (7) Cl.** ..... **21-02**

(52) **U.S. Cl.** ..... **D21/713; D21/709; D21/714**

(58) **Field of Search** ..... **D21/707-714;**  
**D22/115; 473/351-385, 569-614; 446/4,**  
**267; 102/502**

5,813,923 A \* 9/1998 Cavallaro et al. .... 473/373  
5,823,173 A \* 10/1998 Slonaker et al. .... 124/56  
6,393,992 B1 \* 5/2002 Vassel et al. .... 102/502

\* cited by examiner

*Primary Examiner*—Stella Reid

*Assistant Examiner*—C. Tuttle

(74) *Attorney, Agent, or Firm*—Birch, Stewart, Kolasch & Birch, LLP

(57) **CLAIM**

The ornamental design for the “paintball,” as shown and described.

**DESCRIPTION**

FIG. 1 is a perspective view of a paintball showing my new design;

FIG. 2 is a right side view, the left side view being a mirror image thereof;

FIG. 3 is a top plan view, the bottom plan view being a mirror image thereof; and,

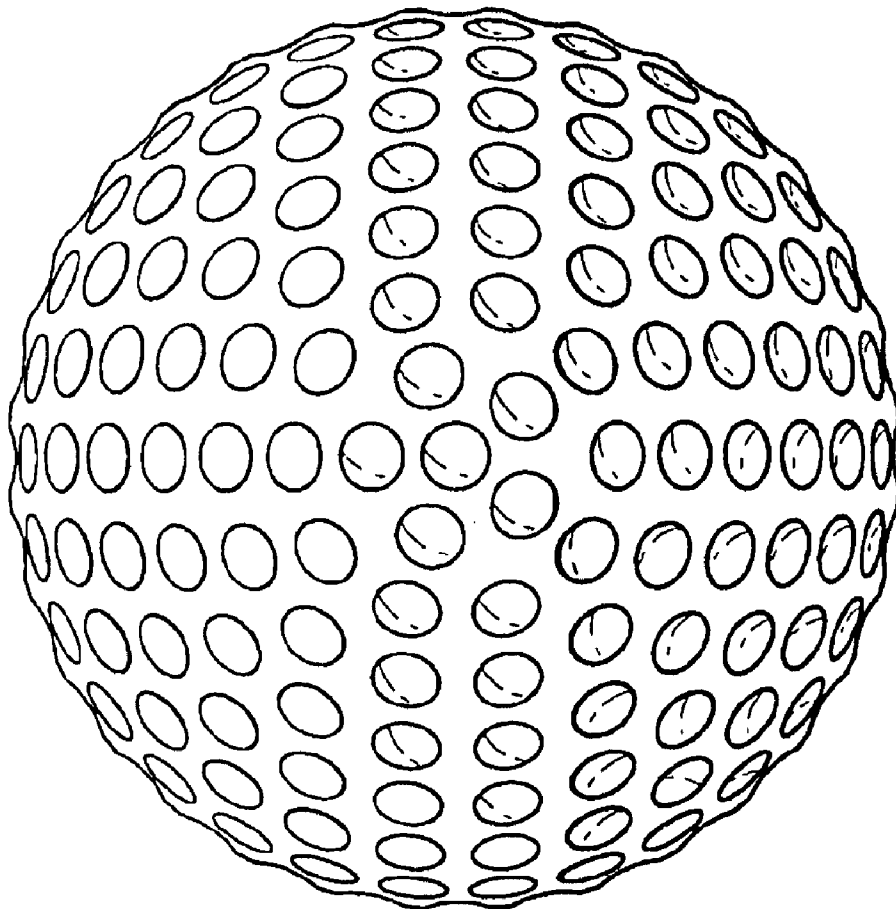
FIG. 4 is a front elevational view, the rear elevational view being a mirror image thereof.

(56) **References Cited**

**U.S. PATENT DOCUMENTS**

D237,094 S	*	10/1975	Martin et al.	.....	D21/709
5,018,450 A	*	5/1991	Smith	.....	102/513
5,254,379 A	*	10/1993	Kotsiopoulos et al.	.....	428/35.7
5,448,951 A	*	9/1995	Olson	.....	102/513
5,639,526 A	*	6/1997	Kotsiopoulos et al.	.....	473/577
5,759,676 A	*	6/1998	Cavallaro et al.	.....	428/215

**1 Claim, 2 Drawing Sheets**






Fig. 1

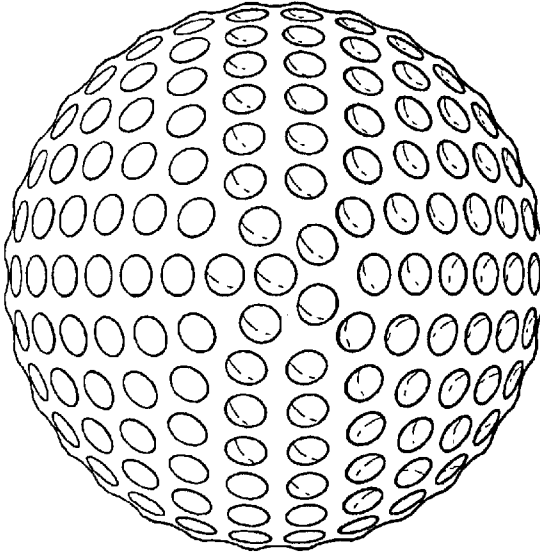


Fig. 2

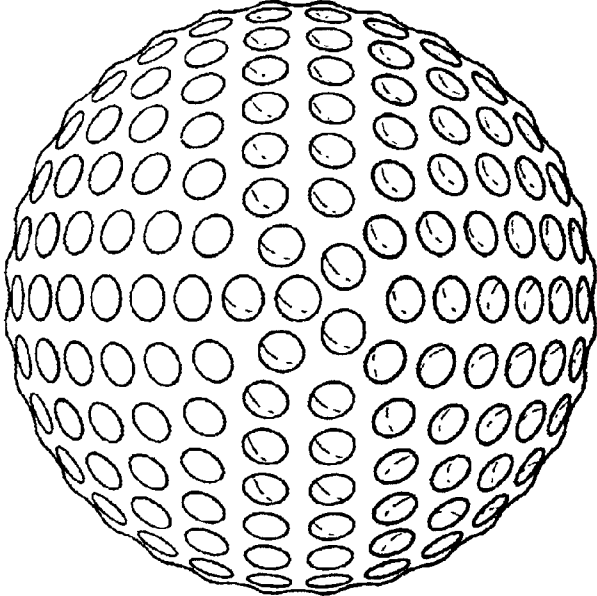


Fig.3

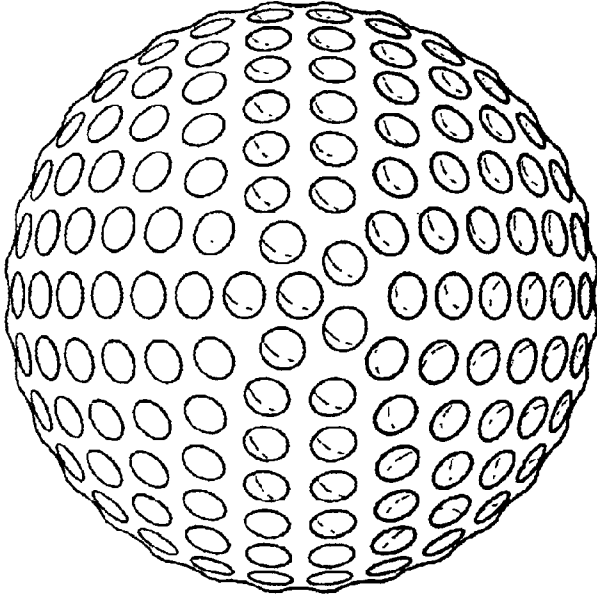


Fig.4