



US00D456478S

(12) **United States Design Patent** (10) **Patent No.:** **US D456,478 S**
Kutrubes (45) **Date of Patent:** **** Apr. 30, 2002**

(54) **GUN TRIGGER** 5,967,133 A 10/1999 Gardner 124/77

(75) Inventor: **Thomas J. Kutrubes**, Longmont, CO (US)

FOREIGN PATENT DOCUMENTS

DE 438214 12/1926 42/69.01

(73) Assignee: **K&K Performance Paintball**, Longmont, CO (US)

OTHER PUBLICATIONS

(**) Term: **14 Years**

Photographs of gun trigger manufactured by WDP LTD, Birmingham, England (6 pages).

(21) Appl. No.: **29/132,948**

Primary Examiner—Louis S. Zarfes
Assistant Examiner—Monica A. Weingart

(22) Filed: **Nov. 17, 2000**

(74) *Attorney, Agent, or Firm*—David M. Sigmond

(57) **CLAIM**

Related U.S. Application Data

The ornamental design for a gun trigger, as shown.

(63) Continuation of application No. 09/432,825, filed on Nov. 2, 1999, now Pat. No. 6,189,525.

DESCRIPTION

(51) **LOC (7) Cl.** **22-01**

FIG. 1 is a perspective view of the gun trigger of the present invention;

(52) **U.S. Cl.** **D22/108**

FIG. 2 is a left-side view of the gun trigger of the present invention;

(58) **Field of Search** D22/100, 108, D22/199; 42/31, 37, 66, 67, 73, 76; 124/69.01, 69.02, 69.03, 65, 90

FIG. 3 is a front view of the gun trigger of the present invention;

(56) **References Cited**

FIG. 4 is a right-side view of the gun trigger of the present invention;

U.S. PATENT DOCUMENTS

15,144 A	6/1856	North	42/69.01
32,333 A	5/1861	Alsop	42/65
337,201 A	3/1886	Schlund	42/65
361,100 A	4/1887	Wesson	42/65
3,269,045 A	8/1966	McGaughey	42/65
4,514,923 A	5/1985	Teel	42/69.01
4,685,379 A	8/1987	Tronsoso	42/69.01
4,835,893 A	6/1989	Kelso	42/69.01
D399,914 S	10/1998	Walker	D22/108

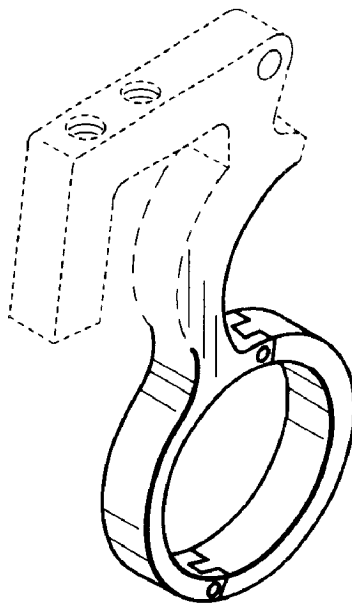
FIG. 5 is a rear view of the gun trigger of the present invention;

FIG. 6 is a top view of the gun trigger of the present invention; and,

FIG. 7 is a bottom view of the gun trigger of the present invention.

The broken lines in the Figures are for illustrative purposes only and form no part of the claimed design.

1 Claim, 1 Drawing Sheet



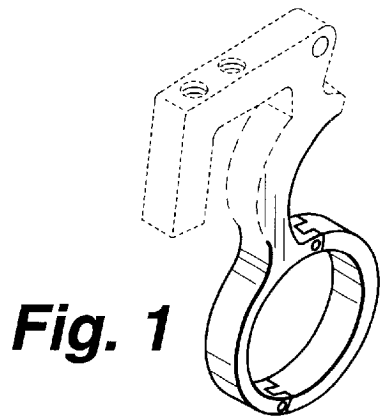


Fig. 1

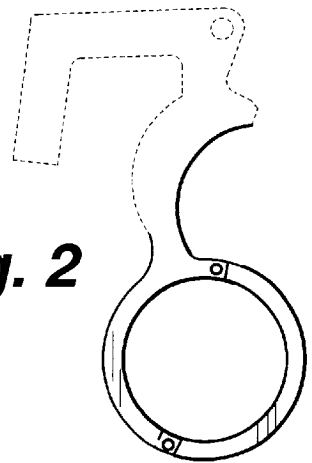


Fig. 2

Fig. 6

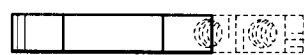


Fig. 3

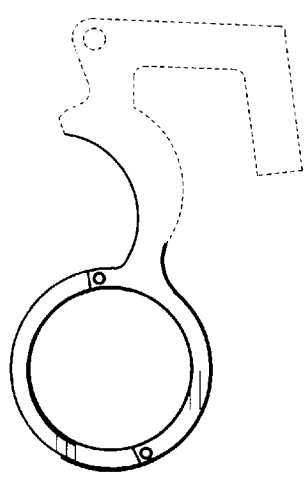


Fig. 4



Fig. 5



Fig. 7