



US00D440262S

(12) **United States Design Patent** (10) **Patent No.:** **US D440,262 S**
Fernandez et al. (45) **Date of Patent:** **** Apr. 10, 2001**

(54) **PAINTBALL GUN BARREL**

5,228,427 * 7/1993 Gardner, Jr. 124/71
5,556,319 * 9/1996 Watkins 446/475
5,823,173 * 10/1998 Slonaker 124/56

(76) Inventors: **Paul Fernandez**, 2921 Claremont Rd.,
Raleigh, NC (US) 27608; **Carson**
Fernandez, 7608 Pineweld Ct., Raleigh,
NC (US) 27615

* cited by examiner

(**) Term: **14 Years**

Primary Examiner—Raphael Barkai
(74) *Attorney, Agent, or Firm*—Mills Law Firm PLLC

(21) Appl. No.: **29/122,384**

(57) **CLAIM**

(22) Filed: **Apr. 27, 2000**

The ornamental design for a paintball gun barrel, as shown
and described.

(51) **LOC (7) Cl.** **21-01**

DESCRIPTION

(52) **U.S. Cl.** **D21/570**

(58) **Field of Search** D21/567-575;
D22/101, 103-104, 107-108; D23/225,
224, 222; 446/180, 219, 267, 430, 473,
475; 124/5, 25, 56, 71, 81, 83; 273/310-311,
313, 316, 349; 42/54, 58; 362/110-114;
222/78-79

FIG. 1 is a side elevational view of the paintball gun barrel,
the opposite side being a mirror image thereof;
FIG. 2 is a left end elevational view thereof;
FIG. 3 is a right end elevational view thereof; and,
FIG. 4 is a side elevational view thereof showing the barrel
mount in a dotted line.

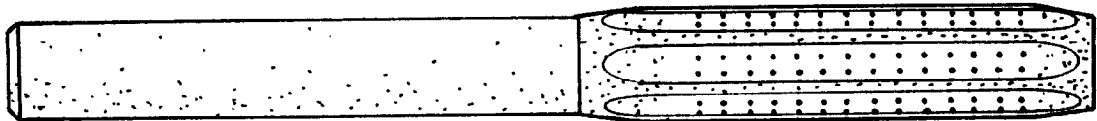
(56) **References Cited**

The broken lines shown in FIG. 4 are for illustrative
purposes only and form no part of the claimed design.

U.S. PATENT DOCUMENTS

D. 353,853 * 12/1994 Albritton D21/572

1 Claim, 2 Drawing Sheets



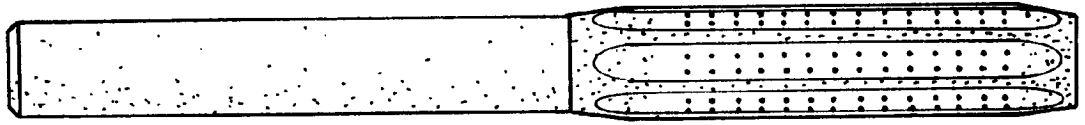


FIG. 1

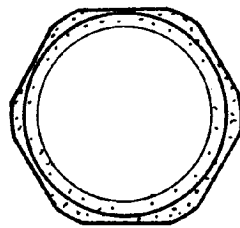


FIG. 2

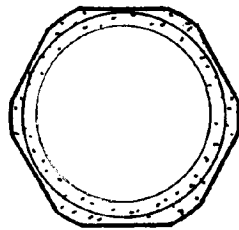


FIG. 3



FIG. 4