



US00D399914S

United States Patent [19]
Walker

[11] **Patent Number: Des. 399,914**
[45] **Date of Patent: **Oct. 20, 1998**

[54] **PAINTBALL GUN TRIGGER**
[76] Inventor: **Robert G. Walker**, 25225 Pericia,
Mission Viejo, Calif. 92691
[**] Term: **14 Years**
[21] Appl. No.: **66,435**
[22] Filed: **Feb. 10, 1997**
[51] **LOC (6) Cl.** **22-01**
[52] **U.S. Cl.** **D22/108; D22/100; D22/199**
[58] **Field of Search** D22/100, 108,
D22/199; D21/145, 146, 147; 42/42.03,
69.01, 69.03; 89/136; 124/31, 37, 66, 67,
73, 74, 76

5,515,838 5/1996 Anderson 124/73 X
5,572,982 11/1996 Williams 124/76 X

FOREIGN PATENT DOCUMENTS

2272365 12/1975 France 124/31

Primary Examiner—Louis S. Zarfes
Assistant Examiner—Monica A. Weingart

[57] **CLAIM**

The ornamental design for a paintball gun trigger, as shown and described.

DESCRIPTION

FIG. 1 is a perspective view of a paintball gun trigger showing my new design thereof;
FIG. 2 is a front-elevational view thereof;
FIG. 3 is a rear-elevational view thereof;
FIG. 4 is a right side-elevational view which is not seen in the perspective view of FIG. 1 thereof;
FIG. 5 is a top plan view thereof; and,
FIG. 6 is a bottom plan view thereof.

[56] **References Cited**
U.S. PATENT DOCUMENTS
D. 371,591 7/1996 Lenkarski et al. D22/100
3,408,997 11/1968 Ruymbecke et al. 124/37 X
4,672,761 6/1987 Hart 42/69.01 X
5,462,042 10/1995 Greenwell 124/73 X

1 Claim, 1 Drawing Sheet

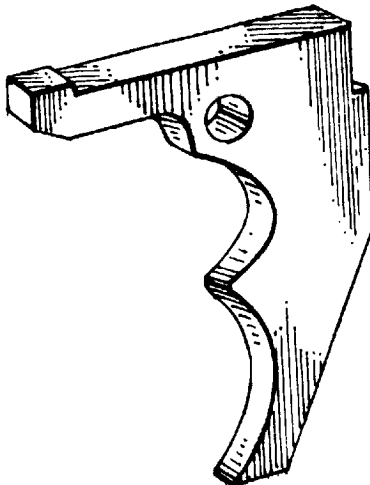


FIG. 1

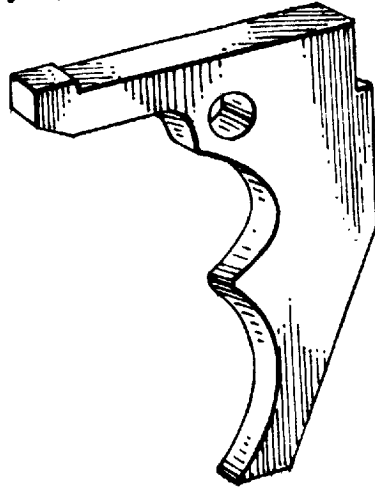


FIG. 2



FIG. 3



FIG. 4

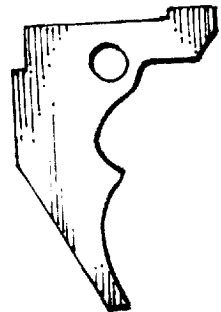


FIG. 5



FIG. 6