



US00D348907S

United States Patent [19]

[11] Patent Number: **Des. 348,907**

Prentice et al.

[45] Date of Patent: **** Jul. 19, 1994**

[54] **FINNED PAINTBALL STABILIZER**

5,230,650 7/1993 Brayton 273/428 X
5,254,379 10/1993 Kotsiopoulos et al. 102/513 X

[75] Inventors: **Thomas R. Prentice, Lake Elmo;
Allan R. Markert, St. Paul, both of
Minn.**

FOREIGN PATENT DOCUMENTS

1235922 6/1971 United Kingdom .

[73] Assignee: **Fun Gunz Inc., St. Paul, Minn.**

OTHER PUBLICATIONS

[**] Term: **14 Years**

Browning Archery Cat. 1991, p. 26.
Shooting Times, Sep. -1989, p. 90.
Action Pursuit Games, Dec. 1992, p. 86.
Paintcheck International, Feb. 1993, p. 31.
Sniperball™ Safety Notes, Nov. 1992.

[21] Appl. No.: **4,338**

[22] Filed: **Feb. 2, 1993**

[52] U.S. Cl. **D21/5**

[58] Field of Search 102/501, 503, 504, 507,
102/513, 529; 273/351, 348, 416, 423, 428, 362,
363; D21/5, 1, 2, 3, 91; D22/115, 101, 106, 199

Primary Examiner—Prabhakar G. Deshmukh
Attorney, Agent, or Firm—Blake T. Biederman

[56] **References Cited**

[57] **CLAIM**

The ornamental design for a finned paintball stabilizer, as shown and described.

U.S. PATENT DOCUMENTS

DESCRIPTION

46,490	2/1865	Orwig	102/501
D. 231,097	4/1974	Vogeltanz	D22/115
D. 283,242	4/1986	Wang	D21/7 X
2,338,719	1/1944	Holt	35/25
2,484,452	1/1948	Barber	D22/115 X
3,147,011	9/1964	Lemelson	273/106.5
3,190,654	6/1965	Ross	273/102.1
3,266,806	8/1966	Warren et al.	273/106.5
3,528,662	9/1970	Merchant et al.	273/106.5
3,776,137	12/1973	Abbott	102/41
3,902,424	9/1975	Dietsch et al.	102/87
4,978,088	12/1990	Himmert et al.	102/529 X
5,009,164	4/1991	Grinberg	102/502
5,009,165	4/1991	Morris	102/513
5,171,021	12/1992	Orak	273/428

FIG. 1 is a left side elevational view of a finned paintball stabilizer showing our new design; the right side elevational view being a mirror image thereof; FIG. 2 is a front elevational view thereof; FIG. 3 is a rear elevational view thereof; FIG. 4 is a rear, right and top side perspective view thereof; and, FIG. 5 is a front, left and top side perspective view thereof. The broken line showing of a paintball in FIG. 5 is for illustrative purposes only and forms no part of the claim.

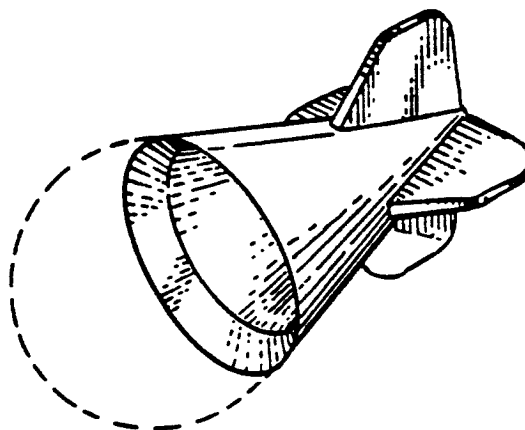


FIG. 1

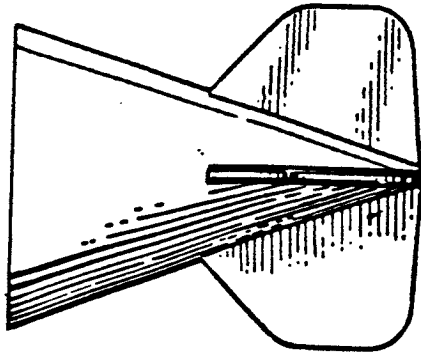


FIG. 3

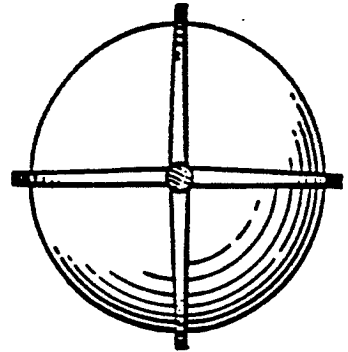


FIG. 2

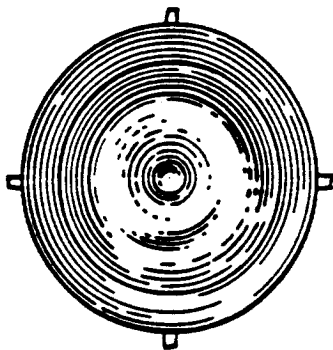


FIG. 4

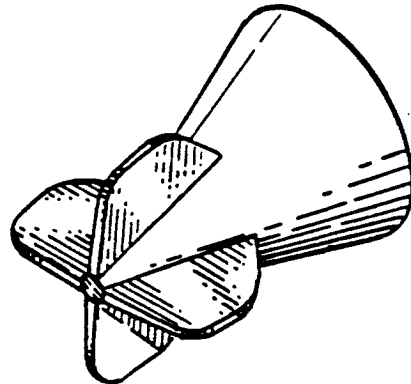


FIG. 5

